

MARCHING ANTS ADVERTISING PRIVATE LIMITED

Balance Sheet as at 31st March, 2018

Particulars	Note	As at 31-03-2018	As at 31-03-2017
I. EQUITY AND LIABILITIES			
(1) Shareholders' Funds			
(a) Share Capital	3	1,00,000	1,00,000
(b) Reserves and Surplus	4	1,26,25,802	90,32,920
(2) Share application money pending allotment		-	-
(3) Non-Current Liabilities			
(a) Long-term borrowings	5	87,26,794	89,90,705
(b) Deferred tax liabilities		-	-
(4) Current Liabilities			
(a) Short Term borrowings		-	-
(b) Trade Payables	6	2,93,73,348	1,89,93,813
(c) Other current liabilities	7	1,95,39,571	2,37,44,312
(d) Short term provision		33,87,146	37,75,000
Total		7,37,52,661	6,46,36,750
II. Assets			
(1) Non-current assets			
(a) Fixed assets			
(i) Tangible assets	8	20,69,242	19,45,631
(b) Non Current Investments	9	3,87,064	1,30,053
(b) Deferred tax Asset	10	18,82,237	8,50,028
(c) Long-term Loans and Advances	11	2,20,000	10,00,000
(2) Current assets			
(a) Trade Receivables	12	4,47,02,737	3,70,51,914
(b) Cash and bank balance	13	82,28,776	83,60,499
(c) Short-term loans and advances	14	1,62,62,605	1,52,98,625
(d) Other current assets		-	-
Total		7,37,52,661	6,46,36,750

III. NOTES FORMING PART OF THE FINANCIAL STATEMENTS

1-27

As per our report of even date

For P. Kothari & Associates
Chartered Accountants.
Firm Regn No. 125407W

Prashant Kothari

Prashant Kothari
Partner
M. No. 114738



For and on behalf of the Board

Dhrish Ghoshal
Dhrish Ghoshal
Director
(DIN 00057152)

Rajeev Chudasama
Rajeev Chudasama
Director
(DIN 01308443)

Place: Mumbai
Date : 03.09.2018



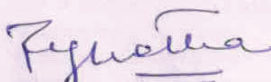
MARCHING ANTS ADVERTISING PRIVATE LIMITED

Profit and Loss statement for the year ended 31st March, 2018

Particulars	Note	31-03-2018	31-03-2017
I. Revenue from operations	15	10,95,15,127	9,68,99,096
II. Other Income	15	10,75,018	12,53,567
III. Total Revenue (I + II)		11,05,90,146	9,81,52,663
IV. <u>Expenses:</u>			
Operational Cost	16	4,94,66,984	4,55,68,391
Employee benefit expense	17	4,33,01,320	3,50,64,783
Financial costs	18	20,60,651	19,66,160
Depreciation and amortization expense	8	9,22,199	10,19,366
Other expenses	19	1,13,21,372	1,11,81,198
Total Expenses		10,70,72,526	9,47,99,898
V. Profit before tax (III-IV)		35,17,620	33,52,765
VI. Tax expense:			
(1) Current tax		9,87,146	24,00,000
(2) Earlier year Tax		(30,200)	-
(2) Deferred tax		(10,32,208)	8,32,514
		(75,262)	32,32,514
VII. Profit for the year		35,92,882	1,20,250
VIII. Earning per equity share: Basic & Diluted	23	359	12
Weighted average number of equity shares face value of 10 each		10,000	10,000
IX. NOTES FORMING PART OF THE FINANCIAL STATEMENTS	1-27		


As per our report of even date


For P. Kothari & Associates
Chartered Accountants.
Firm Regn No. 125407W


Prashant Kothari
Partner
M. No. 114738

Place: Mumbai
Date : 03.09.2018

For and on behalf of the Board


Dhritish Ghoshal
Director
(DIN 00057152)


Rajeev Chudasama
Director
(DIN 01308443)

