

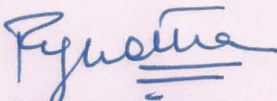
MARCHING ANTS ADVERTISING PRIVATE LIMITED

Profit and Loss statement for the year ended 31st March, 2020

Particulars	Note	31-03-2020	31-03-2019
I. Revenue from operations	15	12,41,74,947	13,87,22,880
II. Other Income	15	11,08,988	9,29,317
III. Total Revenue (I + II)		12,52,83,935	13,96,52,197
IV. Expenses:			
Operational Cost	16	3,08,79,493	3,93,84,505
Employee benefit expense	17	4,86,86,144	4,45,81,488
Financial costs	18	13,74,445	8,32,275
Depreciation and amortization expense	8	16,11,535	10,97,360
Other expenses	19	3,33,55,018	1,83,42,208
Total Expenses		11,59,06,635	10,42,37,836
V. Profit before tax (III-IV)		93,77,300	3,54,14,360
VI. Tax expense:			
(1) Current tax		31,02,000	80,50,000
(2) Earlier year Tax		3,851	5,58,430
(3) Deferred tax		(382)	18,69,467
		31,05,468	1,04,77,897
VII. Profit for the year		62,71,832	2,49,36,463
VIII. Earning per equity share: Basic & Diluted	23	627.18	2,493.65
Weighted average number of equity shares face value of 10 each		10,000	10,000
IX. NOTES FORMING PART OF THE CONSOLIDATED FINANCIAL STATEMENTS	1-28		


As per our report of even date


For P. Kothari & Associates
Chartered Accountants.
Firm Regn No. 125407W


Prashant Kothari
Partner
M. No. 114738



For and on behalf of the Board


Dhritish Ghoshal
Director
(DIN 00057152)


Rajeev Chudasama
Director
(DIN 01308443)

Place: Mumbai
Date : 30-12-2020

MARCHING ANTS ADVERTISING PRIVATE LIMITED

Balance Sheet as at 31st March, 2020

Particulars	Note	As at 31-03-2020	As at 31-03-2019
I. EQUITY AND LIABILITIES			
(1) Shareholders' Funds			
(a) Share Capital	3	1,00,000	1,00,000
(b) Reserves and Surplus	4	4,38,34,097	3,75,62,265
(2) Share application money pending allotment		-	-
(3) Non-Current Liabilities			
(a) Long-term borrowings	5	84,44,286	1,35,60,216
(b) Deferred tax liabilities		-	-
(4) Current Liabilities			
(a) Short Term borrowings		-	-
(b) Trade Payables	6	1,22,04,093	1,33,38,258
(c) Other current liabilities	7	1,11,69,363	1,29,26,236
(d) Short term provision		1,11,90,220	90,75,366
Total		8,69,42,059	8,65,62,341
II. Assets			
(1) Non-current assets			
(a) Fixed assets			
(i) Tangible assets	8	46,16,860	30,53,212
(b) Non Current Investments	9	11,37,607	8,92,905
(b) Deferred tax Asset	10	13,152	12,769.53
(c) Long-term Loans and Advances	11	6,20,000	6,20,000
(2) Current assets			
(a) Trade Receivables	12	4,22,29,188	5,09,89,344
(b) Cash and bank balance	13	1,26,99,287	93,36,868
(c) Short-term loans and advances	14	2,56,25,965	2,16,57,242
(d) Other current assets		-	-
Total		8,69,42,059	8,65,62,341

III. NOTES FORMING PART OF THE CONSOLIDATED FINANCIAL STATEMENTS

1-28

As per our report of even date

For P. Kothari & Associates
Chartered Accountants.
Firm Regn No. 125407W

Prashant Kothari
Partner
M. No. 114738



Place: Mumbai
Date : 30-12-2020

For and on behalf of the Board

Dhritish Ghoshal
Director
(DIN 00057152)

Rajeev Chudasama
Director
(DIN 01308443)

